

AFK MONEY

YOUR NEW WAY OF MAKING MONEY

V.2.0 by Dilemma

Author's Notes

Thank you for buying this ebook from Mpgh. I hope that you make cash with this wonderful method. Please don't leak or leach this method because otherwise it might get saturated, and we don't want that at all. This ebook is completely written and build by me, **Dilemma** on MPGH. If you got this method anywhere else, please let me know about it on my skype account, **crossskilltm**.

If you got any questions of this method, feel free to ask me out on my skype, **crossskilltm**. Add me or talk to me, and ill answer ASAP and help you.

This method may get patched in some time, so I really ask you to take advantage of it while it works. It is indeed a good method if you have friends to help you with, and you have patience, the hard work is made from your PC.

Also, you don't need a powerfull PC to use this. You just need an online computer, tablet, laptop, netbook, notebook, anything that has Windows XP+ and an stable internet connection. You can just let it work, no attention at all, you can even sleep while this works. You can play videogames, watch youtube videos, do your homework, anything. Just let it happen.

But hey, don't expect that much. You will not make thousands with this. Well you might if you got tons of friends but I suppose not. You can make a few bucks with it, it depends on your friends, and the time you let your computer run.

But oh well, lets start!

1.The method

We will be splitting the method in 2 parts, the first one involving the page we are going to use to make money and the second one involving the page and app that get the first page to work. Let start.

Part one: Linkarus



Linkarus is a free link converter service that let you earn money by sharing your link. You can convert any link you like and the share it, gaining a profit for each visitor you get. You get paid by Paypal at the end of the month, they pay the fees. You can also promote offers, complete tasks and refer friends so that you earn more.

You don't need to sing up to this page, it all does it automatically. You just apply with a Link to convert and your PayPal email, and that's it. You can check your balances on the page and just wait to the money to come.

I. Get a link

The first step we are going to do is short a link on Linkarus. You can literally convert any link from any website, but I recommend using a YouTube video, they work just fine. You can use any YouTube video or your own, it doesn't matter at all.

I found a Cat video on YouTube by searching the keyword "cat" on it, and I think it's okay for this method.



Kinkajou playing with cat tail

<https://www.youtube.com/watch?v=qkEz6bb1C54>

II. Convert the link

Then we will go to the previously announced page, [Linkarus](#). Press [HERE](#) to go.

Place your Youtube Link right where it says "**Link** (any link you want to share)" and your Paypal Email where it says "**Paypal Email** (optional – so we can pay you)" and click on "**Convert Link**"

Link (any link you want to share)	PayPal Email (optional - so we can pay you)	Convert Link
<input type="text" value="Place your YouTube link right here"/>	<input type="text" value="You Paypal email goes here"/>	

You will get a converted link that looks like this:

Choose Replacement Link (use this instead)
Please ensure you understand our [Link Spam Policy](#) before sharing links.

You can use whichever you like, is up to you but I prefer the shortest one. **Save** this link, we will use it in a bit.

Part two: OtoHits

OTOHITS.NET

The autosurf, simple, efficient and powerful.

OtoHits is a French traffic-exchange page. You get points by visiting other people links, and then spend those points to get traffic to your link(s). It's simple, fast and powerful, because you can even hide the page referral. Also, is multi-instance ready, you can use your friend's computers to make more points to spend later.

You need to register but it is okay, the sing up process is fast and easy. We will guide you thru it.

I. Singing up

First of all, you need to register at Otohits.net. Please click [HERE](#) to go asap. Make sure the page is English, otherwise change it to this language. You can do this by pressing the USA flag on the top right corner.



You can click the "register" button up there or the "Register now" blue button down there. Is up to you.

register

OR

Register now

Fill in your information on the next page, like so:

REGISTRATION

Email

Username

Password

Password confirmation

I accept [terms and conditions](#) of Otohits.net:

☒

Create my account

Make sure you check the box on *"I accept terms and conditions of Otohits.net"* and click "Create my account" blue button. Also you should activate your account by clicking the activation link they just sent you to your personal email.

Otohits.net

Confirm your email address

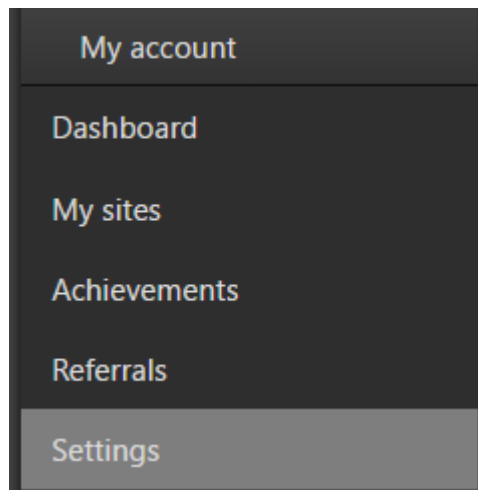
To confirm your registration, please click on the following link:
<http://www.otohits.net/home/activate> [REDACTED]

II. Set up your account

Go to [this](#) site and login with your Otohits information. You will be redirected to a new page, your **Dashboard**.

Here, you can see all of your information, the websites, last achievements unlocked, etc.

Right now we are going to click "Settings" section in the left panel we have on the page, like so:



Here we can **setup** our account.

The screenshot shows the 'Settings' page. The main section is titled 'The categories that I want to see'. It has two main categories: 'SAFE SURF' (green background) and 'HEAVY/DANGEROUS SURF' (red background). Under 'SAFE SURF', the 'Safe' checkbox is checked. Under 'HEAVY/DANGEROUS SURF', the 'PTP' checkbox is checked, while 'With sounds' and 'Adult' are unchecked. Below this, there are two smaller sections: 'Automatic attribution' with 'Yes' selected, and 'Need Help on the website?' with 'Yes' selected. Each of these smaller sections has a blue tooltip box with explanatory text.

We need to have selected 2 things:

- "The categories that I want to see" option checked at "Safe" and "PTP"

This is a close-up of the 'The categories that I want to see' section. It shows the 'SAFE SURF' section with the 'Safe' checkbox checked. Below it, the 'HEAVY/DANGEROUS SURF' section has the 'PTP' checkbox checked, while 'With sounds' and 'Adult' are unchecked. The text below the checkboxes explains that these categories can potentially block the autosurf randomly and degrade the surf experience.

- “Automatic attribution” set to “Yes”

Automatic attribution

☒ Yes ☐ No

The automatic attribution will automatically transfer the credits you earned into your websites! You just need to launch the surf and Otohits will do the rest!

When we have done that, you should click the “*Update*” blue button up there.

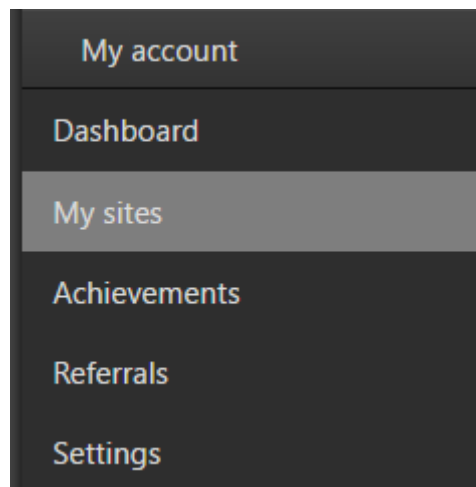
Update

That will redirect you to the **Dashboard**. We have done the account setup.

III. Add your links to the Otohits system.

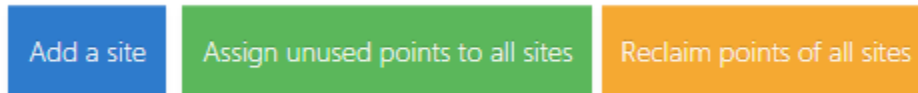
Now we are going to use the **converted link** we made in the Linkarus step and add them to our Otohits account.

In the left panel there’s an option named “*My sites*”, click on it.



Here we can see all the pages we added to the system before, how many visits on your websites you made the last days, options for your links and also assign unused points to our sites.

To add a link, click the “Add a site” blue button.



That will redirect to a new page named “ADD A SITE”, fill in the information like so:

BASIC INFO

Site url

Here goes your Linkarus url

Category

PTP

ADVANCED OPTIONS (OPTIONAL)

Timer

20

seconds (between 10 and 600)

Hide referer

☒

Application only









☐

Add the site

- In “Site url” fill your Linkarus converted link.
- In “Category” make sure is set on “PTP”.
- In “Timer” put 20 seconds or more.
- Make sure the “Hide referer” option is ticked.

When you finish setting up all this, click the blue button that says “Add the site”. You can add up to 3 sites when you start, you will get more slots later on. I will explain further on this later.

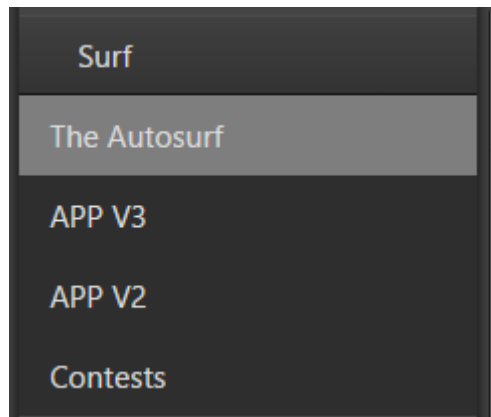
Your **My sites** now should show you the link(s) you added to the system. Should look like this:

Websites	Category	Options	Timer	Hits	Points	Remaining visits	
http://www.linkarus.com/1/2H7j	PTP	  	15 secs	0	0	0	
http://www.linkarus.com/1/2UJ	PTP	  	15 secs	0	0	0	

IV. Get some Otohits traffic (points)

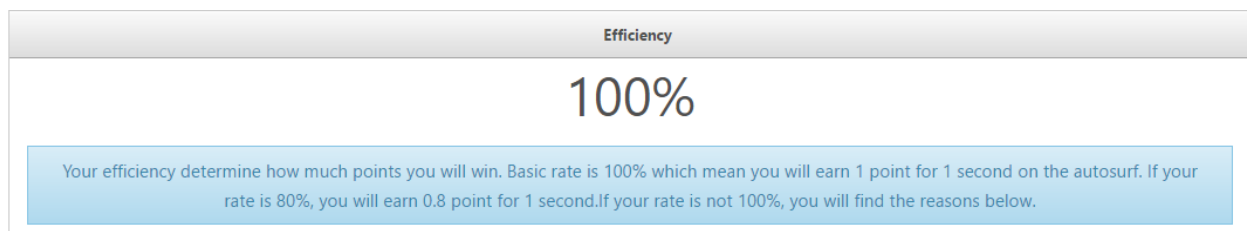
We right now are going to get some points in the Otohits system. These points are equal to seconds in your page. We are going to get those points so that our links get exposed and get traffic on them.

Click, In the left Otohits panel, the option "*The Autosurf*".



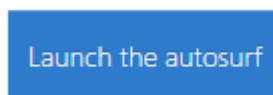
Here you will see the page "*THE AUTOSURF*". You can see here the last visited sites, the efficiency (the rate you get points – are used to get traffic to your site) and the surf sessions (different IP's can be connected to your account so you make more points)

Here please make sure the "*efficiency*" is set on 100% like so:



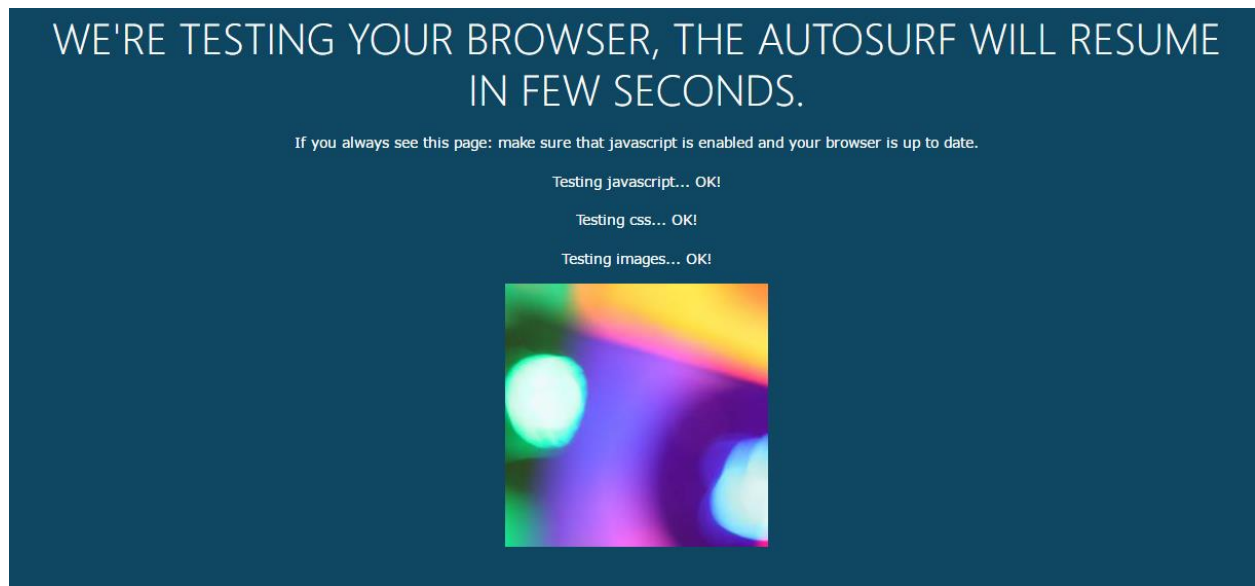
If not, check again your Otohits options if there's something missing or different from what I showed you before.

Press the "*Launch the autosurf*" blue button to start the process.



What are we going to do in this page is getting points to make traffic in to our site. It is important to do this because if not we are not going to get clicks into our Linkarus site nor money into your PayPal pocket.

Now probably you are going to get a new tab opened in your browser, and it should look like this:



And then this:



In the "*Starting the autosurf...*" tab should appear some ads. There's no need to see them, just leave these two tabs open. This will generate some traffic on to other sites and this way, some points to your Otohits account.

You can check how many points you made lastly by checking on the top right corner of the page, it should say "X points" where "X" is the number of points you made and that there aren't assigned yet. Because we clicked the "*Automatic attribution*" option before, all the points we make are going to automatically be assigned to our pages we added in to our Otohits system.



If you need to stop the Autosurf, close the second tab and click the "*Pause*" yellow button.

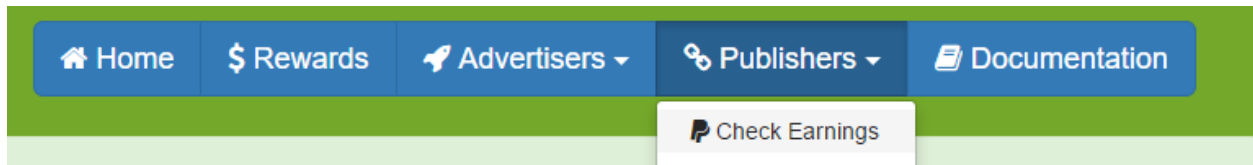


So partially that's it, while you let the tabs open, you will generate points, these points are going to be spent on generating traffic to your Linkarus site, and from that you are going to get money on to your Linkarus balance.

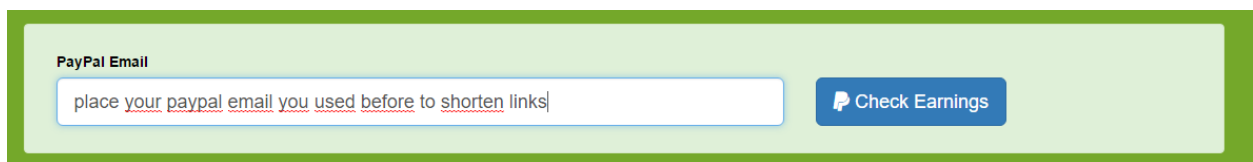
Part 2. Tips and tricks for a faster earning

I. Check your earnings

You can check your earnings by going to the Linkarus page, in the top bar click on "*Publishers*" and then on "*Check Earnings*".

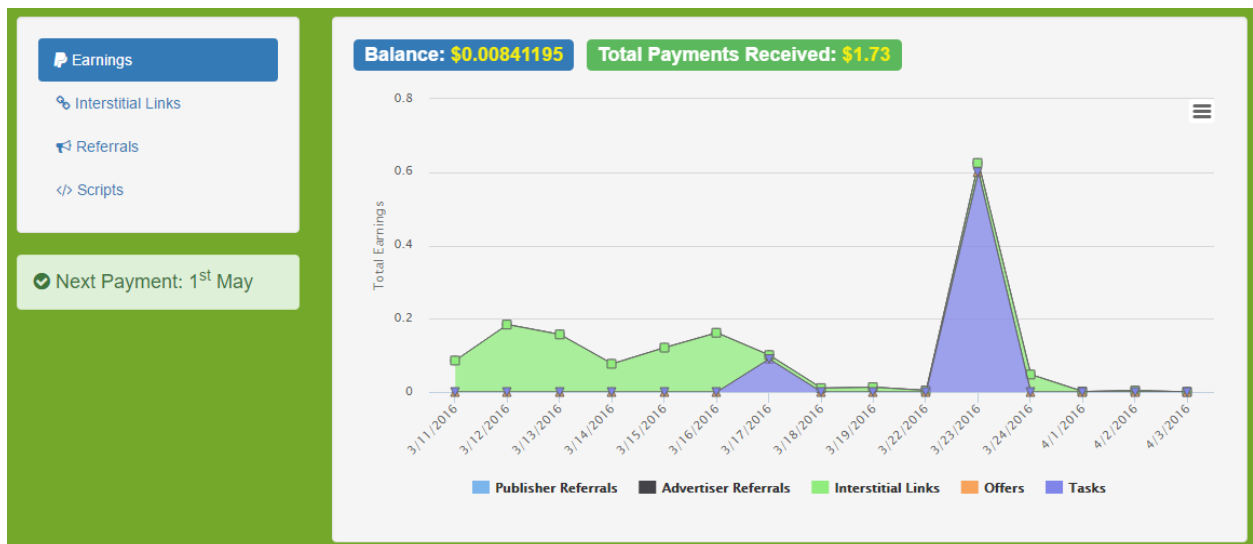


Now fill your PayPal email you used before to convert a link in the Linkarus page.

The image shows a form for checking earnings. It has a title 'PayPal Email' and a text input field containing the placeholder text 'place your paypal email you used before to shorten links'. To the right of the input field is a blue button labeled 'Check Earnings' with a PayPal logo icon.

And click on the blue button "*Check Earnings*"

You will see a graph of all your earnings, the date you are going to get paid, the links you converted, your referrals, etc.



II. Earn more: Otohits Achievements









Otohits currently has a very good achievements system. You can get points and slot for your links while making traffic and unblocking achievements. To visit the achievements section, go to the left panel and click on "Achievements". The currently achievements available are:

- VISIT WEBSITES

You can unlock these achievements by visiting links in the autosurf section.

VISIT WEBSITES

Use the [autosurf](#) and visit websites!









 Too easy Visit 1000 websites Reward: 2500 points	 That's a start Visit 5000 websites Reward: 6000 points	 Beginner surfer Visit 25.000 websites Reward: 15000 points
 Good surfer Visit 100.000 websites Reward: 35000 points	 Experienced surfer Visit 250.000 websites Reward: 75000 points	 Excellent surfer Visit 500.000 websites Reward: 160000 points
 Master of surf Visit 1.000.000 websites Reward: 300000 points	 King of Otohits Visit 10.000.000 websites Reward: 500000 points	

- REFER FRIENDS

You can refer your friends so that if they are active, they will count as an active referral and get you points and slots.

RECRUIT NEW MEMBERS

Recruit new members. You can find all you need on the "[referral](#)" page.
For referrals, we only count the active members that you recruited. To avoid cheating, criteria of an "active member" will remain secret.









 D2D salesman Recruit 1 referral Reward: 2500 points	 I have friends! Recruit 5 referrals Reward: 15000 points	 Little recruiter Recruit 10 referrals Reward: 35000 points
 Convincing surfer Recruit 25 referrals Reward: 80000 points	 Skilled recruiter Recruit 50 referrals Reward: 250000 points	 Massive recruiter Recruit 75 referrals Reward: 500000 points
 Evangelist Recruit 100 referrals Reward: 1000000 points	 Guru of Otohits Recruit 500 referrals Reward: 2500000 points	

- DONATE YOUR FRIENDS

You can also donate points to your active referrals and that makes you unlock these achievements.

DONATE TO YOUR REFERRALS

Give some points to your active referrals. You can give them rewards from the "[referral](#)" page.
To avoid cheating, the points are counted only after you use the website and the autosurf and became an active member.













 Uncle Scrooge Give 1000 points Reward: 500 points	 Little donor Give 5000 points Reward: 2500 points	 Good sponsor Give 15.000 points Reward: 7500 points
 Generous donor Give 30.000 points Reward: 15000 points	 Very good sponsor Give 80.000 points Reward: 40000 points	 Altruistic Give 150.000 points Reward: 75000 points
 Exemplary referrer Give 500.000 points Reward: 125000 points	 Master sponsor Give 1.000.000 points Reward: 250000 points	

III. Earn more: Otohits shop

You can access the Otohits shop by click on the “Shop” button on the left panel. There, you can:

- Buy points (They are very cheap!)

PAYPAL & OKPAY


<p>700 000 POINTS</p> <p>1€</p> <p>700 000 points will be directly added to your account</p> <p> PayPal Check out</p> <p>The safer, easier way to pay</p> <p> OKPAY</p>	<p>1 500 000 POINTS</p> <p>2€</p> <p>1 500 000 points will be directly added to your account</p> <p> PayPal Check out</p> <p>The safer, easier way to pay</p> <p> OKPAY</p>	<p>4 000 000 POINTS</p> <p>5€</p> <p>4 000 000 points will be directly added to your account</p> <p> PayPal Check out</p> <p>The safer, easier way to pay</p> <p> OKPAY</p>
<p>9 000 000 POINTS</p> <p>10€</p> <p>9 000 000 points will be directly added to your account</p> <p> PayPal Check out</p> <p>The safer, easier way to pay</p> <p> OKPAY</p>	<p>20 000 000 POINTS</p> <p>20€</p> <p>20 000 000 points will be directly added to your account</p> <p> PayPal Check out</p> <p>The safer, easier way to pay</p> <p> OKPAY</p>	<p>55 000 000 POINTS</p> <p>50€</p> <p>55 000 000 points will be directly added to your account</p> <p> PayPal Check out</p> <p>The safer, easier way to pay</p> <p> OKPAY</p>


- Do surveys


DIRECT PAY & OFFER WALLS


COMPRA POINTS Pide Ayuda


TRUST GUARD Secure Connect superrewards


\$16.68 PEN = 1,440,005 





 Credit Card


 PayPal

 Mobile

 Prepaid

 Digital

 Phone

 Wallet

*0.30 USD = 1 PEN (billed in USD)

GANAR POINTS ¿Cómo funciona esto? Pide Ayuda Sus Points pendientes: 0

Oferas Populares	Oferas Gratis	Encuesta	Video	Tareas
<div><div>VER ONLINE</div><div>FilesFetcher</div><div>Watch movies on your computer!</div><div>Points awarded upon signing up for free trial with valid information.</div><div>Pago requerido para recibir 3,672,000 Points</div><div> POINTS WITHIN 35 MINUTO</div></div> <div><div>DESCARGA</div><div>CHALK CHALLENGE</div><div>Comprueba lo bueno que eres en Matemáticas</div><div>Juega el juego y llega a 88 puntos para obtener Points</div><div>Pago no es requerido para recibir 73,440 Points</div><div> POINTS WITHIN 1 HORA</div></div>				<div><div>+3,672,000 </div><div>+73,440 </div></div>

- Check your purchases

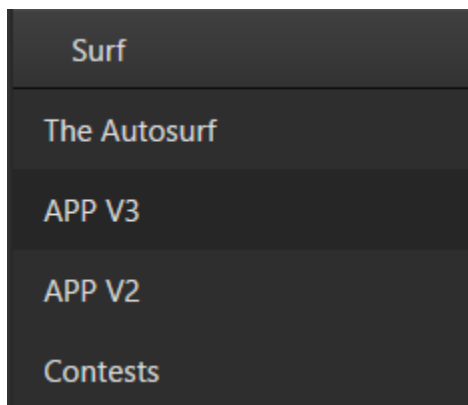
YOUR PURCHASES

Allopass prices cannot be displayed due to the different costs based on your localization.

Date	Type	Points	Price
------	------	--------	-------

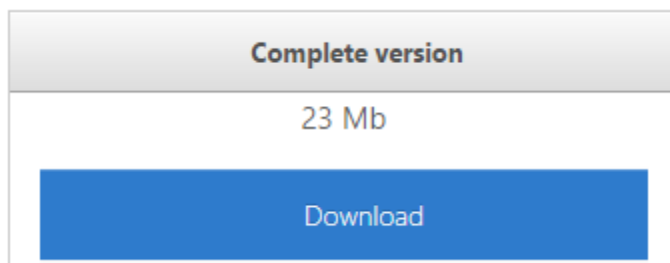
IV. Earn faster: Otohits app

In the left panel, *surf* section, you should see 4 buttons. The first one is the normal surf, that is on your browser tabs. The 2nd and 3rd are the Otohits apps. I recommend using the V3 app, is a bit faster.




The Otohits app is a way of not needing to open your browser and waste resources. Its lightweight and doesn't eat all your ram. It automatically gives you points by visiting the links in a hidden window. Check it out.

Download the app by clicking the blue button that says "Download"

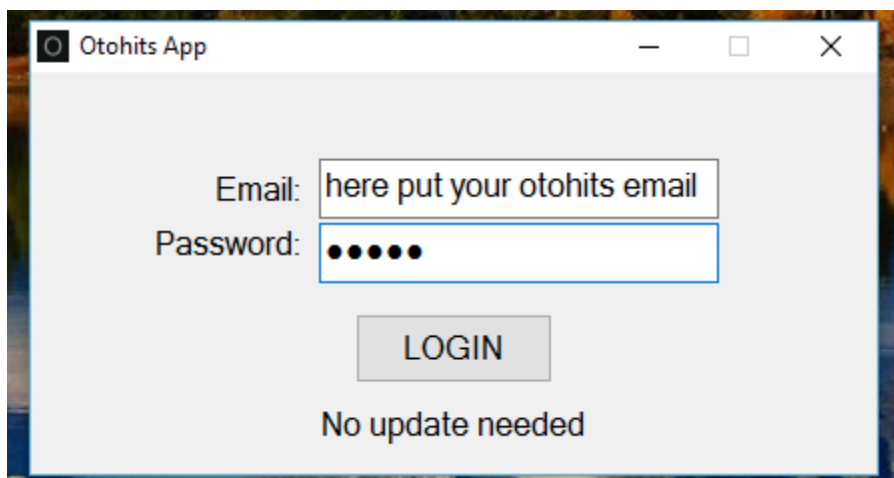


Download and unpack it with your favorite decompressor. And then install it.

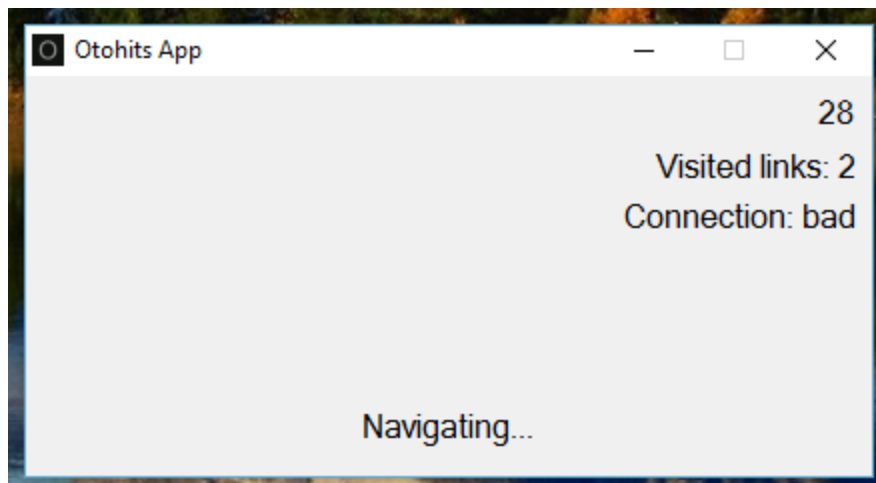


I guess you should know how to install software. Just press "next" in every window and that's it.

Now open it by searching it on your apps. It should be named "Otohitsapp". Open it.



Click on “Login” gray button and it will automatically start making you points.

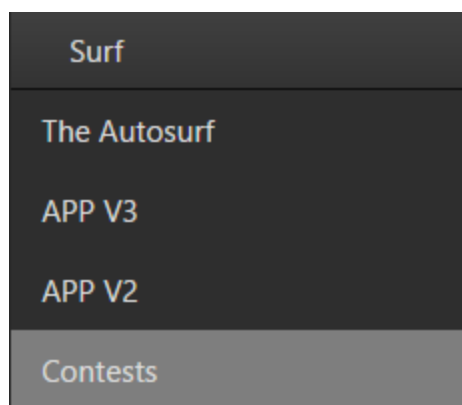


Sometimes in “connection” says bad or very good or poor, it does not matter much, but the safest and fastest way of doing the method is in very good. Just restart or wait until it changes. It depends on your connection with the Otohits server.

V. Earn more: Otohits contests

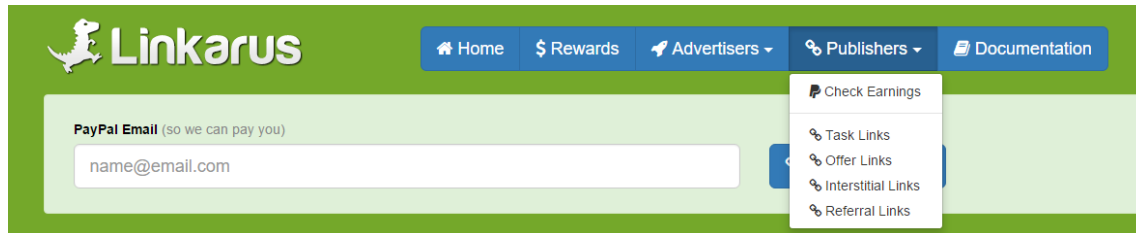
Otohits has a contest system that can be referral contest or points contests. It depends on them. They are usually like “the ones that have more referrals / points win X Cash / points” where X is a good number of points or a low number of money. Currently while making the guide there are no contest available.

You can check them out by clicking “Contests” on the left bar.



VI. Earn more: Linkarus Tasks

Linkarus has a task system. Task are easy and fast, and require a proof to be validated so that they give you money from them. The proof must be a link to the page you “shared” or did the task and/or an image posted on [PostImage](#). To go, click on “Publishers” on the top bar and then on “Task links”



Just fill up Your PayPal email where it says “**PayPal Email** (so we can pay you)” and do the task they tell you about, and then upload the evidence.

Task Link	Total Reward	Successful Conversions	
http://alternativeto.net/software/linkarus/	\$0.03	48	<button>Task Details</button>
Like Linkarus on the alternativeto.net website. Also you can write a review of Linkarus on alternativeto.net. To do these tasks you'll need to register to the site, which you can do quickly with your Facebook, Twitter, etc. account.			
Tasks	Reward	Conversion Ratio	Description
Like	\$0.02	52.08%	The publisher should leave a positive rating on this webpage.
Review	\$0.01	47.92%	The publisher should write a review, either on this webpage, or about this webpage.
http://www.facebook.com/thefallingthoughts	\$0.05	26	<button>Task Details</button>
https://www.linkarus.com/publishers/referral	\$0.50	1	<button>Task Details</button>

VII. Earn more: Linkarus referral program

Also, you can refer your friends so that, as publishers, you win part of the money they get from the clicks in their links. It's a good way to add a small money entry into you Linkarus account.

Part 3. Finale

Okay, so that's it for today. Thanks again for buying my eBook, I hope you get some cash from it as I did, and recover your investment. I showed you every bit I know about these sites and how to make cash from them. If you have any doubt or question about this method, hit me up on skype, **crosskilltm**. Thanks for reading until here, and I wish you the best of luck. Thanks again!

Dilemma from MPGH